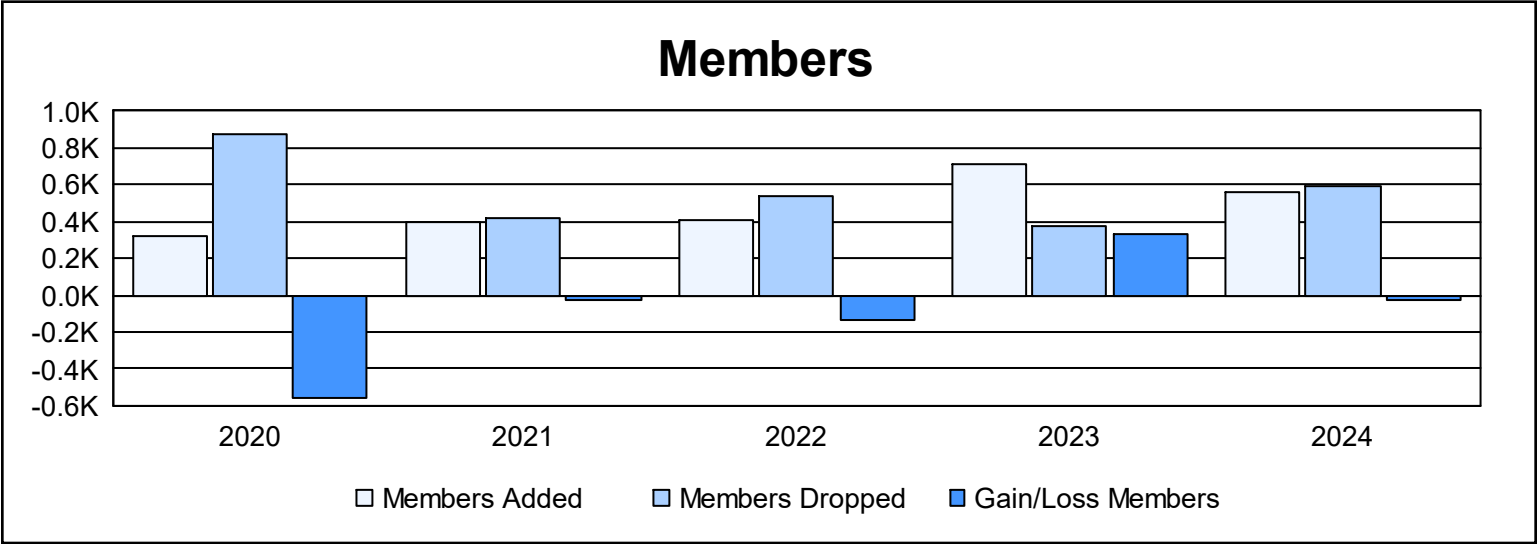
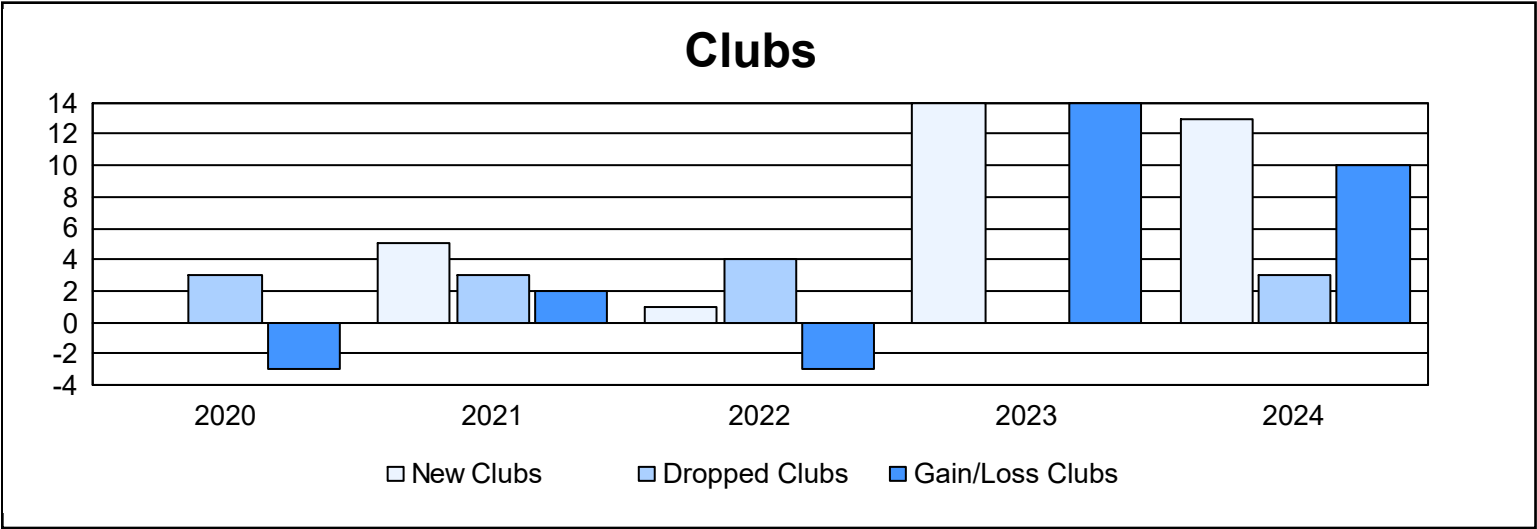
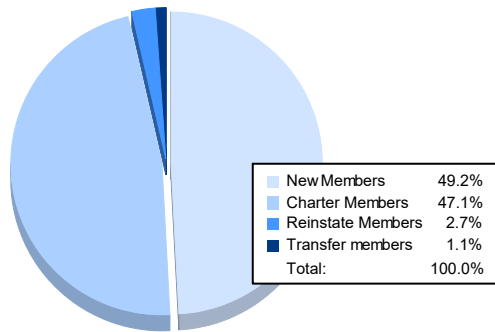


| Year | New Clubs | Dropped Clubs | Gain/ Loss Clubs | New Members | Charter Members | Reinstate Members | Transfer Members | Total Member Added | Total Members Dropped | Gain/ Loss Members |
|-----------|-----------|---------------|------------------|-------------|-----------------|-------------------|------------------|--------------------|-----------------------|--------------------|
| 2019-2020 | 0 | 3 | -3 | 161 | 35 | 118 | 8 | 322 | 879 | -557 |
| 2020-2021 | 5 | 3 | 2 | 267 | 123 | 10 | 0 | 400 | 422 | -22 |
| 2021-2022 | 1 | 4 | -3 | 326 | 53 | 25 | 0 | 404 | 538 | -134 |
| 2022-2023 | 14 | 0 | 14 | 330 | 344 | 29 | 6 | 709 | 373 | 336 |
| 2023-2024 | 13 | 3 | 10 | 276 | 264 | 15 | 6 | 561 | 589 | -28 |
| Average | 7 | 3 | 4 | 272 | 164 | 39 | 4 | 479 | 560 | -81 |



Membership Composition June 2024 Cumulative



Gender Composition June 2024 Cumulative

